
Common Mode Filters

For High Current Common Mode Choke

CMF2H Series

CMF2H301WIT Type

High Current Common Mode Choke

FEATURES

- Surface mountable (multiple case sizes), high current common mode choke for DC power line
- Base terminals are treated, allows for easy mounting on PCB
- Paired wire coil for high stability
- Optimized for transmission of high quality signals
- Operating temperature: -40 °C to +85 °C
- Rated Current: Based on temp. rise; ΔT : 40 °C, typical
- Material categorization: For definitions of compliance please see

APPLICATIONS

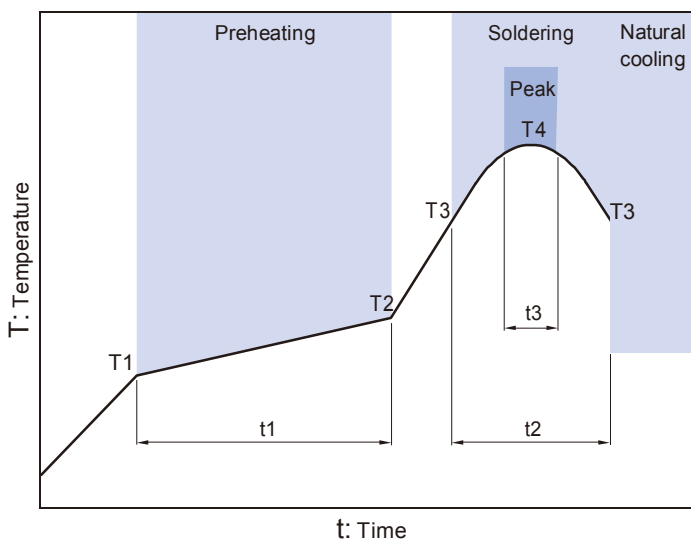
- LAN's, telephones, personal computers
- CD-ROM drives, electronic games
- Other electronic devices

OPERATING TEMPERATURE RANGE, PACKAGE QUANTITY, PRODUCT WEIGHT

Type	Temperature range		Reel diameter (mm)	Package quantity (pieces/reel)	Individual weight (g)
	Operating temperature (°C)	Storage temperature* (°C)			
CMF2H301WIT	-40 to +125	-40 to +125	ø330	3,500	0.21

* The Storage temperature range is for after the circuit board is mounted.

RECOMMENDED REFLOW PROFILE



Preheating			Soldering		Peak	
Temp.	Temp.	Time	Temp.	Time	Temp.	Time
T1	T2	t1	T3	t2	T4	t3
150°C	180°C	60 to 120s	230°C	10 to 30s	245°C	5s

ELECTRICAL CHARACTERISTICS

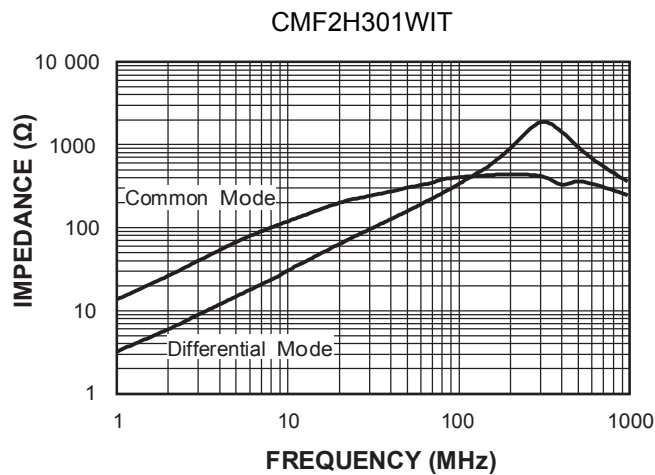
STANDARD ELECTRICAL SPECIFICATIONS					
PART NUMBER	COMMON MODE IMPEDANCE AT 100 MHz (Ω)	RATED VOLTAGE MAX. (V _{DC})	RATED CURRENT MAX. (mA)	DC RESISTANCE MAX. (Ω)	INSULATION RESISTANCE MIN. (MΩ)
CMF2H301WIT	300	80	3000	0.050	10

○ Measurement equipment

Measurement item	Product No.	Manufacturer
Common mode impedance	4991A	Agilent Technologies
DC resistance	4338A	Agilent Technologies
Insulation resistance	4339A	Agilent Technologies

* Equivalent measurement equipment may be used.

IMPEDANCE VS. FREQUENCY CHARACTERISTICS



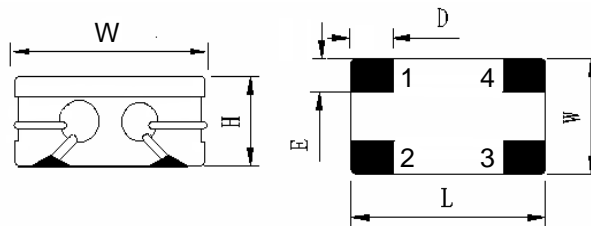
○ Measurement equipment

Product No.	Manufacturer
4991A	Agilent Technologies

* Equivalent measurement equipment may be used.

PACKAGING STYLE

DIMENSIONS



L	5.5±0.5 mm
W	4.6±0.5 mm
H	1.6±0.3mm
D	2.1 MAX mm
E	1.5 MAX mm

CIRCUIT DIAGRAM

